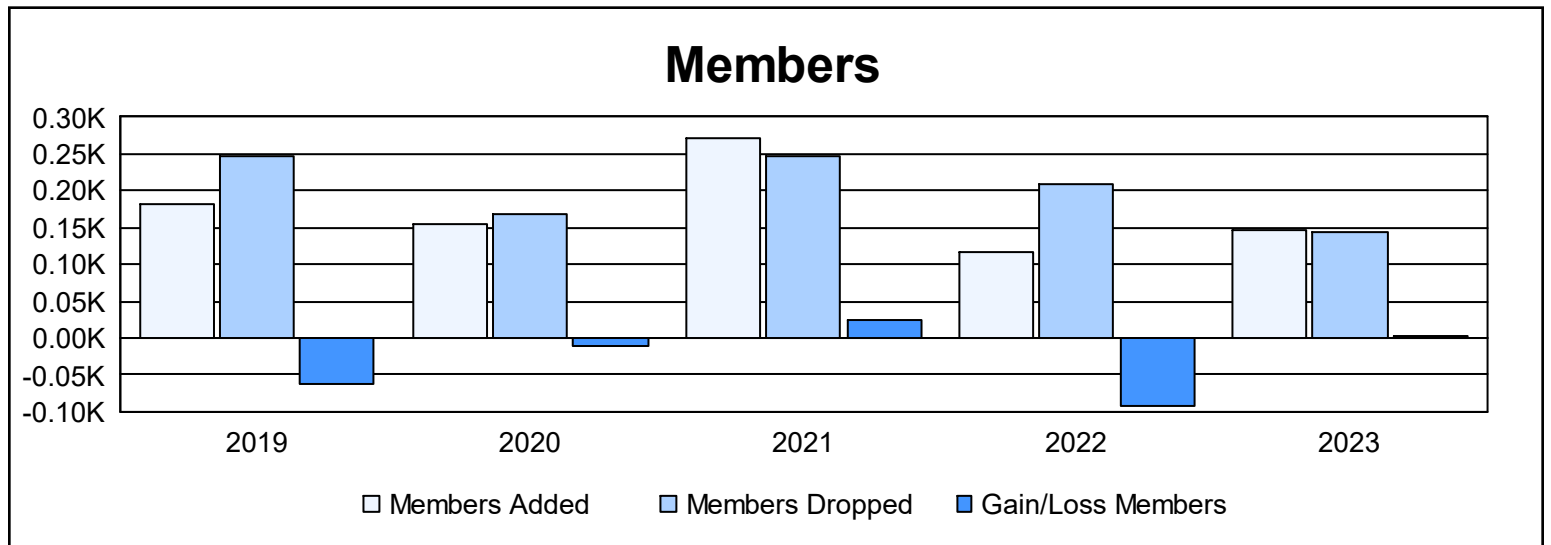
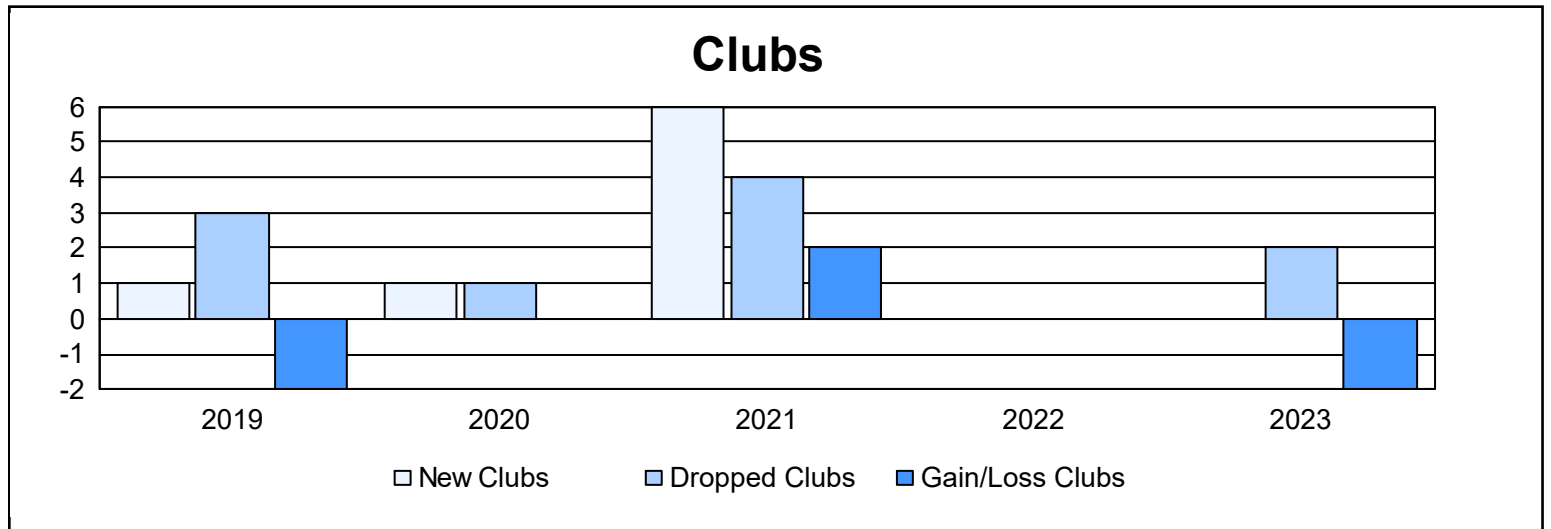
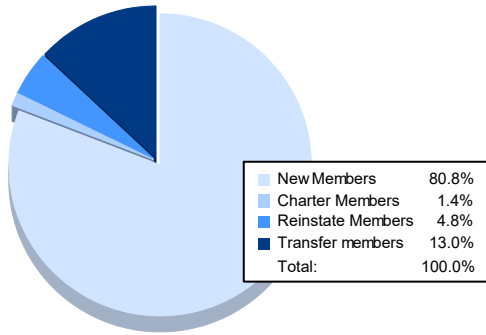


Year	New Clubs	Dropped Clubs	Gain/ Loss Clubs	New Members	Charter Members	Reinstate Members	Transfer Members	Total Member Added	Total Members Dropped	Gain/ Loss Members
2018-2019	1	3	-2	131	27	8	17	183	246	-63
2019-2020	1	1	0	83	17	35	20	155	167	-12
2020-2021	6	4	2	130	102	8	32	272	247	25
2021-2022	0	0	0	89	5	10	14	118	210	-92
2022-2023	0	2	-2	118	2	7	19	146	144	2
<b>Average</b>	<b>2</b>	<b>2</b>	<b>0</b>	<b>110</b>	<b>31</b>	<b>14</b>	<b>20</b>	<b>175</b>	<b>203</b>	<b>-28</b>



### Membership Composition June 2023 Cumulative



### Gender Composition June 2023 Cumulative

